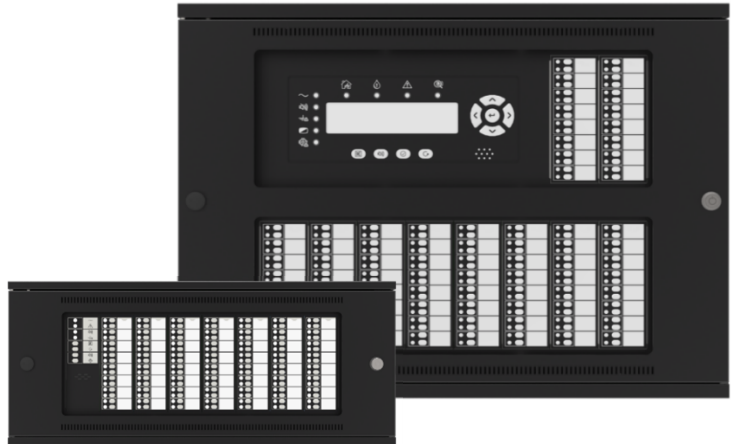


# Remote LED Annunciators

FW2129



## Overview

The Series 2 FW2129 Remote Annunciators are versatile, high-capacity annunciation devices designed to clearly and reliably display system event status across a fire alarm network. Engineered for both functionality and visual appeal, the FW2129 features a sleek, compact design and is available in four enclosure sizes to accommodate a variety of installation requirements.

These annunciators support both LCD and LED display options, selectable based on application needs, offering flexible visual communication of system conditions. Ideal for installations where the main Fire Alarm Control Panel (FACP) is not readily accessible, the FW2129 provides critical zone event information to emergency responders and facility personnel, enhancing overall system visibility and response capability.

## Features

- Attractive compact design
- Durable material and solid parts
- Visible status LED indicators for zone events
- Programmable LED colors.
- Four selectable chassis sizes 1 bay, 2 bay, 3 bay, and 5 bay.
- Large capacity of LCD & LED annunciation
- Flexible configuration to meet specific project requirements
- Local Buzzer and Signal Silence buttons
- Local Reset and Lamp test buttons
- Power ON, Trouble, Signal Silence, Ground Fault indicators.
- Slide-in labels for each annunciation module
- Easy installation
- Programmable function buttons
- For dry indoor installation
- Surface and flush mount

## Compatibility

- The FW2129 annunciator is compatible with Maple Armor Series 2 FW2105 Fire Alarm Control Panels.

Note: Refer to each panel data sheet for more information.

## Annunciation Modules

The FW2129 fire alarm annunciator offers versatile annunciation options, featuring LCD display, button inputs, and LED status indicators to improve the operator interface. Each bay of the annunciator supports up to eight annunciation modules.

The annunciation modules support a range of selectable functions. The color of the multi-color LED and the function of the buttons can be programmed when the control panel is configured for site-specific requirements. Installers print module custom labels to indicate the exact zone/function of the buttons and LEDs.



FW2204



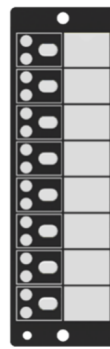
FW2252-4S4L



FW2252-8-RGY




FW2252-8-2RY



FW2252-8-S2L



FW2252-8-2S2L



FW2252-4-3S3L

### Annunciation Models


Model	Description	LED Colors	LED Quantity	Button Quantity
FW2204	LCD Annunciator Display	-	-	-
FW2252-4S4L	Four Button/Red LED Module	Yellow & Green	4	4
FW2252-8-RGY	Eight (8) LED Module with Multi-Color configurable LEDs; custom label area per LED/Zone	Red/Green/Yellow	8	-
FW2252-8-2RY	Sixteen (16) LED Module with Multi-Color configurable LEDs; custom label area per LED/Zone pair	Red/Yellow	16	-
FW2252-8-S2L	Sixteen (16) LED Module/ Eight (8) button with multi-color configurable LEDs on top; custom label area per LED/Zone	Red/Green on top Yellow on bottom	16	8
FW2252-8-2S2L	Sixteen (16) LED Module/button with Red LED; custom label area per LED/Zone pair	Red	16	16
FW2252-4-3S3L	Four Function HOA (Hand-Off-Auto), with LEDs; custom label area per LED/button set	Green on top/bottom Red/Yellow on middle	12	12
FW2252-DMMY	Single Blank Display Cover			

## Enclosures Options

The FW2129 annunciator offers four different sizes of enclosures, all of which are suitable for surface and semi-flush mounting installations.

### FW2129-H1 Remote Annunciator

The FW2129-H1 is a 1-bay remote annunciator that comes complete with a backbox, a door with a window, and two keys. The door is assembled on the left side of the backbox and could be switched to the right side if required. This annunciator must consist of one FW2252-4S4L module for system status indication; it does not accept an LCD module.



Dimensions: 10.5" H x 24" W x 2.76" D

### FW2129-H2 Remote Annunciator

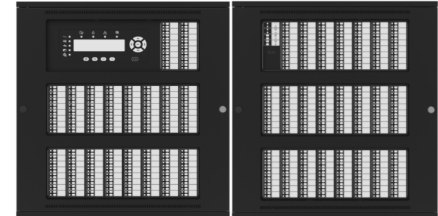
The FW2129-H2 is a 2-bay remote annunciator that comes complete with a backbox, a double window door, and two keys. The door is assembled on the left side of the backbox and could be switched to the right side if required. This annunciator must consist of one of the FW2252-4S4L LED modules or the FW2204 LCD annunciator for system status indication.



Dimensions: 18.4" H x 24" W x 2.76" D

### FW2129-H3 Remote Annunciator


The FW2129-H3 is a 3-bay remote annunciator that comes complete with a backbox, a three-window cutout door, and two keys. The door is assembled on the left side of the backbox and could be switched to the right side if required. This annunciator must consist of one of the FW2252-4S4L LED modules or the FW2204 LCD annunciator for system status indication.



Dimensions: 26.26" H x 24" W x 2.76" D

### FW2129-H5 Remote Annunciator

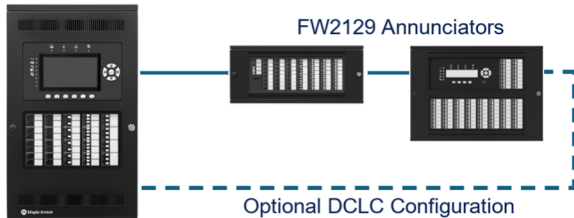
The FW2129-H5 is a 5-bay remote annunciator that comes complete with a backbox, a Five-window cutout door, and two keys. The door is assembled on the left side of the backbox and could be switched to the right side if required. This annunciator must consist of one of the FW2252-4S4L LED modules or the FW2204 LCD annunciator for system status indication.



Dimensions: 42" H x 24" W x 2.76" D

## Typical Wiring

The FW2129 annunciator communicates with the control panel through the annunciator network circuit (ANC) FW2361. It supports 2-wire operation, requiring a single twisted wire pair to provide both 24 VDC power and data from the panel. If the total number of annunciator bays exceeded 13, a separate 24 VDC power wire pair is required.



FW2105 FACP

Field wiring is to be completed using the terminals in the cabinet of the annunciator. Acceptable wire size 18 to 12 AWG (0.82 mm<sup>2</sup> to 3.31 mm<sup>2</sup>).

## Specifications

External Power Source Range (Power Limited)	ANU LOOP: 13 to 28VDC AUX: 15.4 to 28VDC
Operating Temperature	14°F to 131°F (-10°C to 55°C)
Operating Humidity	0 to 95% RH Non-condensing
Installation Environment	Dry indoor use only
Wire Size	14 to 18AWG

## Ordering Information

Model	Description	Ship Wt. Kg (lbs)
FW2361	ANU (Annunciator Network Unit), <i>ordered with the Fire Alarm Panel</i>	-
<b>Enclosure options</b>		
FW2129-H1	1-Bay Remote Annunciator Enclosure	-
FW2129-H2	2-Bay Remote Annunciator Enclosure	-
FW2129-H3	3-Bay Remote Annunciator Enclosure	-
FW2129-H5	5-Bay Remote Annunciator Enclosure	-
<b>Annunciation Modules</b>		
FW2261L	Remote LED Annunciator Plate	-
FW2252-CORE	Core processing unit, LED/Button controller	-
FW2252-4S4L	Four Button/Red LED Module	-
FW2252-8-RGY	Eight Multi-Color LED (R/G/Y) Module	-
FW2252-8-2RY	Sixteen Multi-Color LED (R/Y) Module	-
FW2252-8-S2L	Eight Button/ Sixteen Multi-Color LED Module	-
FW2252-8-2S2L	Sixteen Button/Red LED Module	-
FW2252-4-3S3L	Four Function HOA (Hand-Off-Auto), with G/(R/Y)/G LEDs	-
FW2252-DMMY	Single Blank Display Cover	-
FW2204	LCD Annunciator Card	-
FW2204L	Remote LCD Annunciator Plate	-
<b>Replacement parts</b>		
FWPK	Panel Key	-

*\*Enclosures, annunciation modules, and accessories are ordered separately*



This document is for marketing and informational purposes only. It is not intended to be used for installation, operation, or maintenance of the device.

### Contact us

Phone: 888-257-7718  
 Email: [sales@maplearmor.com](mailto:sales@maplearmor.com)  
 Website: [www.maplearmor.com](http://www.maplearmor.com)  
 © Maple Armor 2025 | All rights reserved.

### Visit us

8866 Bd du Quartier,  
 Brossard, QC J4Y 0B4

For complete and accurate installation instructions, wiring details, and operational guidelines, refer to the official Device Installation Sheet provided with the product. The manufacturer reserves the right to make changes to product specifications without prior notice.