

Remote LCD Annunciator

FW2121



Overview

The FW2121 LCD Remote Annunciator provides similar functions to the main control panel displaying the status of various system events serving as part of a wide range of remote annunciation networks.

It features a large 8-line alphanumeric LCD display supported with status indicators for Alarm, Supervisory, Trouble and other system signals by dedicated LEDs and a buzzer. In addition to keys for system acknowledge, alarm silence, and system reset.

The FW2121 LCD Annunciator features a sleek and compact design that offers both visual appeal and exceptional reliability.

The FW2121 is a UL listed according to UL 864 and ULC-S527 for Fire Alarm Systems for indoor use.

Features

- Attractive compact design
- Durable material and solid parts
- 8-Lines x 80-character backlit alphanumeric LCD display with 320 X 80 resolution
- 9 LED status indicators and internal buzzer
- 5 Navigation keys and 4 auxiliary function keys
- 2-Wire operation serving communication and power
- Class B or Class A wiring
- Easy installation
- For dry indoor installation
- Up to 32 annunciators can be connected to the Series 2 Maple Armor panels.

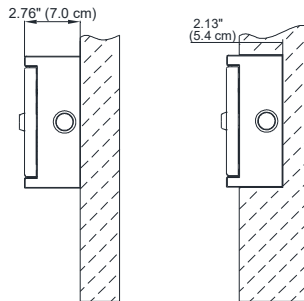
Compatibility

- The FW2121 annunciator is compatible with Maple Armor Series 2 FW2105 and FW2107 Fire Alarm Control Panels.

Note: refer to each panel data sheet for more information.

Mounting

The FW2121 LCD annunciator is suitable for surface and flush mounting applications. It provides simple installation with the mounting holes provided at the back of the enclosure.



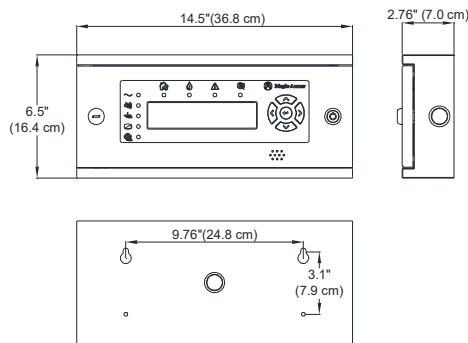
Surface mount

Flush mount

Note: See LCD annunciator installation manual for more information

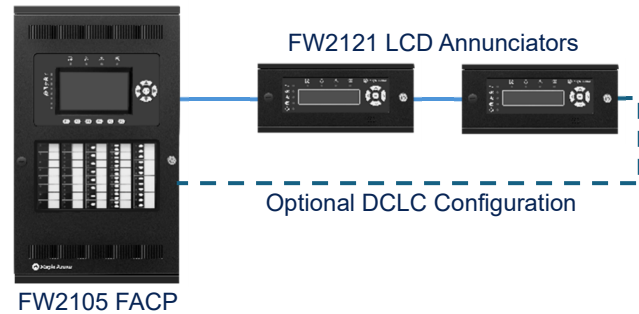
Dimensions

The FW2121 features a compact design.



Wiring

The LCD annunciator communicates with the control panel through the annunciator network circuit (ANC). It supports 2-wire operation and requires a single twisted wire pair to provide both 24 VDC power and data from the panel.



Field wiring is to be completed using the terminals in the cabinet of the annunciator. Acceptable wire size 18 to 12 AWG (0.82 mm² to 3.31 mm²).

Specifications

Input voltage	24 VDC
Voltage range	13 - 28 VDC
Standby Current	5.6 mA
Alarm Current	9.7 mA
Wiring Style	Class A or Class B
Wire Size	18 to 12 AWG (0.82 mm ² to 3.31 mm ²)
Operating Temperature	14°F to 131°F (-10°C to 55°C)
Operating Humidity	Up to 95% @ 90°F (32°C) Non-condensing
Installation Environment	Indoor dry

Ordering Information

Model	Description	Ship Wt. Kg (lbs)
FW2121	Remote LCD Annunciator	3.00 (6.61)

*Accessories are ordered separately.



This document is for marketing and informational purposes only. It is not intended to be used for installation, operation, or maintenance of the device.

Contact us

Phone: 888-257-7718
 Email: sales@maplearmor.com
 Website: www.maplearmor.com
 © Maple Armor 2025 | All rights reserved.

Visit us

8866 Bd du Quartier,
 Brossard, QC J4Y 0B4

For complete and accurate installation instructions, wiring details, and operational guidelines, refer to the official Device Installation Sheet provided with the product. The manufacturer reserves the right to make changes to product specifications without prior notice.