



Detector Base

FW500

DESCRIPTION

The FW500 Detector Base is designed for use with the FW521 Heat Detector and the FW511 Smoke Detector on FW series fire alarm control panels. Communication takes place via terminal 1 and terminal 2.

ATTENTION

Products must be installed per the National Fire Alarm Code, NFPA 72, CAN / ULC-S524, and/or National Electrical Code, depending on the country of the installation. Check the information on equipment used in the system from other manufacturers for instructions and restrictions. The detector should never be installed in the following places: where there is a lot of exhaust gas, kitchens, near fireplaces, boilers, etc. Smoke detectors should not be used with detector guards unless the suit has been evaluated and approved for this case.

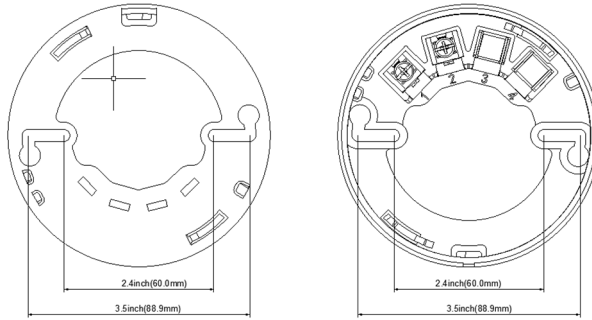
NOTE

Do not paint this unit.

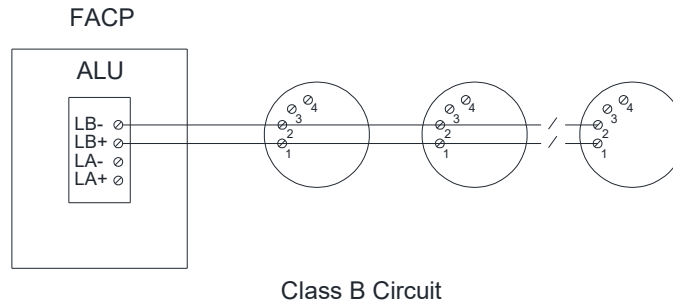
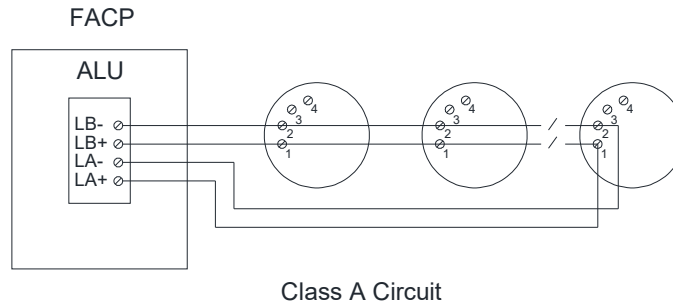
Any material extrapolated from this document or Maple Armor's instructions or other materials describing the product for promotional or advertising purposes, or any other purpose, including the description of the application, the use, installation, and testing of the product is the sole responsibility of the user. Maple Armor assumes no responsibility for the use. In no event shall Maple Armor's liability exceed the purchase price of the product.

INSTALLATION AND WIRING

Mount the FW500 base onto 2"X4" electrical box or octagon electrical box.



Detector base FW500 can be used with 12 AWG to 18 AWG.



SPECIFICATIONS

Diameter	4.13 in. (105 mm)
Height	0.06 in. (18 mm)
Weight	2.0 oz (58.3 g)
Wire Gauge	12 to 18 AWG (0.9 to 3.25 mm)

CATALOG NUMBER TO ORDER

Model	Description
FW500	Detector Base 4.13 in. (105mm)